

NCDI in the city now offering vascular ultrasound!

NCDI is now able to offer vascular ultrasound examinations performed by an experienced team including a vascular sonographer.

What is vascular ultrasound?

Quite simply, it is a non invasive method for the rapid identification of vascular pathology.

Well performed vascular ultrasound will in many cases allow for the planning of management and perhaps even intervention without additional diagnostic imaging.

Monitoring can be performed without ongoing accrual of radiation exposure.

Is experience necessary?

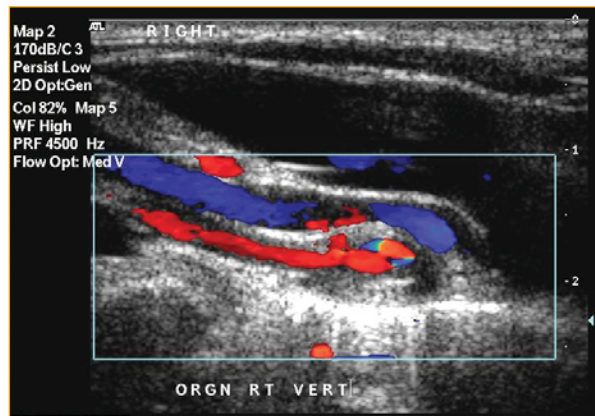
No. But there is a significant advantage in having your vascular ultrasound performed by an experienced technician and interpreted by a clinician with a broad understanding of vascular disease.

How does experience help?

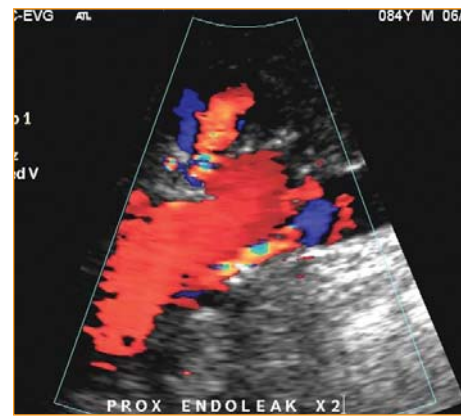
- Given the demographics of vascular patients concomitant chronic disease of other systems is common, an experienced team may be able to help interpret the clinical relevance of a particular finding
- An experienced team is more likely to correctly interpret the need to extend the examination to accurately identify pathology

The following services are offered. Feel free to consult with our clinicians about less conventional studies.

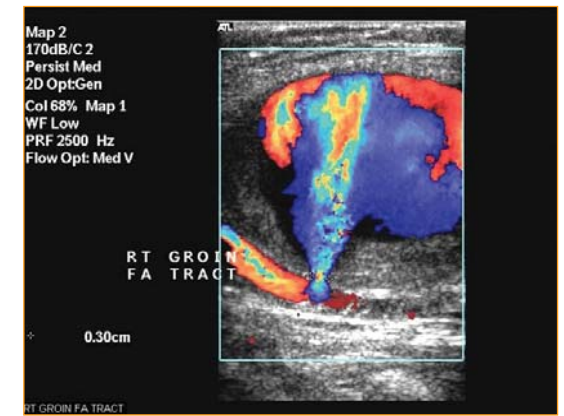
Venous	Arterial (sub diaphragm)	Arterial (supra diaphragm)
DVT upper/lower limbs	Lower limb arterial	Carotid/vertebral
Venous Insufficiency	Aorto-Iliac	Upper limb arterial
Iliocaval venous	AAA assessment	TOS
Ovarian/pelvic veins	EVG assessment	Internal Mammary
Conduit suitability	Renal Artery	Haemodialysis Access
Preoperative marking	Mesenteric Arterial	
Graft assessment	Graft assessment	
Portal/Hepatic Venous	Haemodialysis access	
	Femoral False Aneurysm	
	ABI	



Vertebre



Endoleak



Groin

Phone NCDI Civic (02) 6247 5478 to make appointments