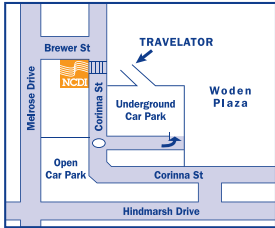


If you have any further questions please do not hesitate to contact our practices.



BARIUM MEAL

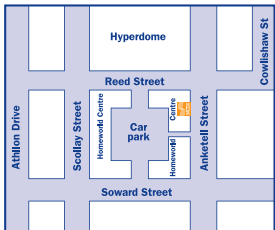
Barium Meals are performed at Woden:



CORINNA CHAMBERS

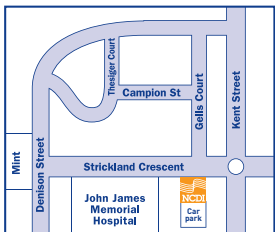
36-38 Corinna St,
Woden ACT 2606
Ph: 6214 2222

Other NCDI sites:



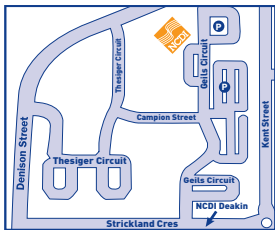
TUGGERANONG

Suite 10a, Homeworld Centre
Anketell Street,
Tuggeranong ACT 2900
Ph: 6293 2922



CANBERRA SPECIALIST CENTRE

161 Strickland Crescent,
Deakin ACT 2600
Ph: 6124 1900



GEILS COURT

39 Geils Court,
Deakin ACT 2600
Ph: 6122 7878



Barium Meal examination is when x-ray images are taken of your stomach and the beginning of your duodenum (the beginning of your small intestine, the passageway that takes food away from your stomach).

Please bring your referral and any previous x-rays with you on the day of your examination.

WHAT IS A BARIUM MEAL?

A **barium meal x-ray** will allow the radiologist to clearly view the stomach and digestive tract.

PREPARATION

Please fast for 8 hours for this procedure.

If you have diabetes, please inform us before your appointment.

Please **DO NOT** take your normal medication before the procedure, bring your medications with you to take after the examination.



Barium is a white powder that allows the organs of the digestive system to show up during the x-ray.

PROCEDURE

At the time of the procedure you will be asked to drink a glass of creamy, chalky liquid, known as barium. This liquid temporarily coats the lining of the stomach so that it shows up clearly on the x-ray.

You may also be asked to take a mixture which produces gas in the stomach. This gas helps to fill the stomach and make the picture clearer.

The radiologist will ask you to lie in several different positions and ask you to hold your breath while taking the x-rays.

If the procedure proves too uncomfortable, an injection of Buscopan or Glucagon may be administered to relax the muscles.

HOW LONG WILL THE PROCEDURE TAKE?

The barium meal procedure can take from 30 minutes to 2 hours depending on the amount of information required.

If a small bowel follow-through series is required these may take up to 6 hours. This is to allow the barium to pass through the entire length of the small intestine.

After the procedure it is important to drink a lot of fluid and return to your normal diet. Your bowel action will be white for two days following the procedure.

The radiologist will then examine the films and send a report to your doctor.

