



HOW LONG WILL THE PROCEDURE TAKE?

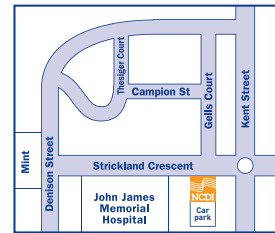
The procedure only takes 10-20 minutes, depending on what part of your body is being x-rayed.

On completion of the procedure, the pictures are processed and then reported by the radiologist. Unless the examination is urgent, we suggest you return later to collect your films.

If you have any further questions please do not hesitate to contact our practices.



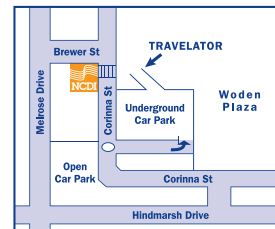
X-Ray is performed at Deakin, Woden & Tuggeranong



CANBERRA SPECIALIST CENTRE

161 Strickland Crescent,
Deakin ACT 2600

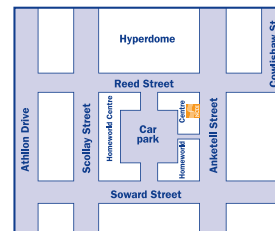
Ph: 6124 1900



CORINNA CHAMBERS

36-38 Corinna Street,
Woden ACT 2606

Ph: 6214 2222

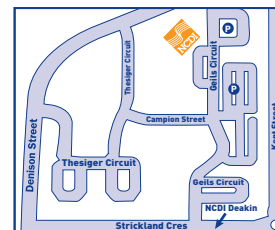


TUGGERANONG

Suite 10a, Homeworld Centre
Anketell Street,
Tuggeranong ACT 2900

Ph: 6293 2922

Other NCDI sites:



GEILS COURT

39 Geils Court,
Deakin ACT 2600

Ph: 6122 7878

Please bring your referral and any previous x-rays with you on the day of your examination.

GENERAL X-RAY



An X-Ray uses individual x-ray particles (called photons) that pass through the body and a specialised computer is used to record the images created.



WHAT IS GENERAL X-RAY?

X-rays are part of the electromagnetic spectrum that includes light. Whereas the light cannot pass through solid objects (with the exception of glass) x-rays can.

Structures that are dense (such as bone) will block most of the x-ray particles and appear as white. Structures containing air will be black. Muscle, fat and fluid will appear as shades of grey.

PREPARATION

Most x-rays require no preparation.

PROCEDURE

Once you arrive, you may be asked to change into a gown before your examination. You will also be asked to remove all jewellery, eye glasses and any metal objects that could show up on the images and overlap important findings.

You may take any prescription medications as usual unless otherwise instructed.

You will be asked to lie on an x-ray table or stand against an erect bucky. The technologist will then position you using a light source and a series of landmarks obtained by pressing various body parts to find reference points.

You may be asked to hold your breath for a few seconds for the x-ray. This does depend on the area to be x-rayed.

Although you may be required to hold awkward positions for a short period of time, there is no discomfort from the x-ray procedure.

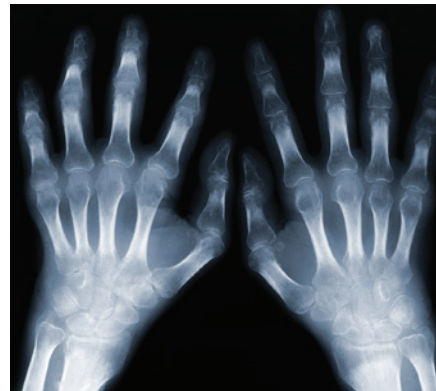
DO I HAVE AN INJECTION?

No injections are required for a general x-ray.

ARE THERE ANY SIDE EFFECTS?

You will be given a small dose of x-rays, but it is extremely unlikely to cause any harmful effects.

If there is any chance that you may be pregnant, please inform us before the examination.



X-rays can be used to detect abnormalities in the skeletal system

